


Puppy Card By Leah Cornelius

Inspiration:- I love animals and have a sweet little dog of my own so when I saw the super adorable Indigo Blu puppy stamps I had to make a card with them. The neutral tones in the Chameleon pens were perfect for coloring my furry friends.

Materials Used:- Chameleon Color Tones Deluxe Set; Cool Gray (CG8), Hot Cocoa (BR2), Fawn (NU2), Bark (BR5), Colorless Blender (CB), Indigo Blu stamps, Duke's Gang, Kibble Pups, MISTI stamping tool, Spellbinders Nestabilities Classic Square dies, Memento Tuxedo Black ink, My Favorite Things twine, Recollections white cardstock, sewing machine.


Instructions:-

1. From the Indigo Blu set Duke's Gang, choose three dogs and the sentiment. Die cut a scalloped square to stamp them onto. Start by stamping the smallest dog using the MISTI.



2. Then stamp it onto a post-it note and trim out. Mask the smallest dog and stamp the two remaining dogs. Finally stamp the sentiment.





3. Using the brush nib and Cool Gray (CG8), infuse for 10 seconds and color the smallest dog avoiding his eye patch.



4. Using the brush nib and Hot Cocoa (BR2) color the largest dog with pure color. Then go back over the whole image using pure color and little dot motions to give the texture of fur.



5. Using the brush nib and Fawn (NU3) infuse for 15 seconds. Use the brush nib and Bark (BR5) and infuse for 5 seconds to color the ears. Go back over the fur detail with pure color to accent.




6. Use the brush nib and Cool Gray (CG8) and infuse for 5-10 second intervals to color the shadow and ground beneath the dogs. Soften the edges using the colorless blender (CB).



7. Stamp the large background image onto the card base using the MISTI. Round the top corners of the card. Adhere the focal panel using foam tape and embellish with twine and machine stitching.



Be The Person
Your Dog
Thinks You Are
JWstephens





Be The Person
Your Dog
Thinks You Are
JwStephens